

Using Data to Address Health Equity for Hub and Spoke Grantees

Kendall Darfler, MS

Gloria M. Miele, PhD

Indigenous Land Acknowledgement

We live and work on unceded ancestral lands of Indigenous people who were removed unjustly and that we, in our non-Native communities across the nation, are the beneficiaries of that removal. UCLA is a land grant institution on Tongva and Gabrielino land.

We offer respect for all Indigenous people and their sovereignty.

Whose land are you on?

Option 1: Text your zip code to 1-855-917-5263

Option 2: Enter your location at <https://native-land.ca>

Option 3: Access Native Land website via QR Code:





What we say and how we say it inspires the hope and belief that recovery is possible for everyone.

Affirming, respectful, and culturally-informed language promotes evidence-based care.

PEOPLE FIRST

Language Matters

in treatment, in conversation, in connection.

September 2024



© 2024 SAMHSA




Today's Session

Overview of data sources for racial equity

Using your Hub and Spoke evaluation data

Breakout discussions – how will you use this information?

Additional training and technical assistance for SOR3/4



Read our latest blog posts on Crime & Justice, Democracy, and Housing!


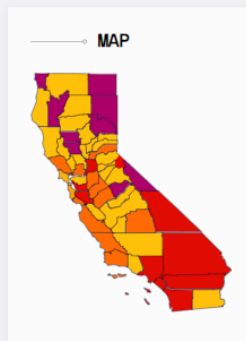
[Learn More](#)

RACE COUNTS

[CAMPAIGNS](#) ▾ [RANKINGS](#) ▾ [PLACE](#) ▾ [ISSUES](#) ▾ [RACE](#) ▾ [MAP](#) [ABOUT](#) ▾

Start Exploring

SEARCH KEY ISSUE



PLACE

TYPE STATE OR COUNT

California state

Alameda county

Alpine county

Amador county

RACE

SELECT RACE

Get data updates and campaign news. Enter your email and zip code.

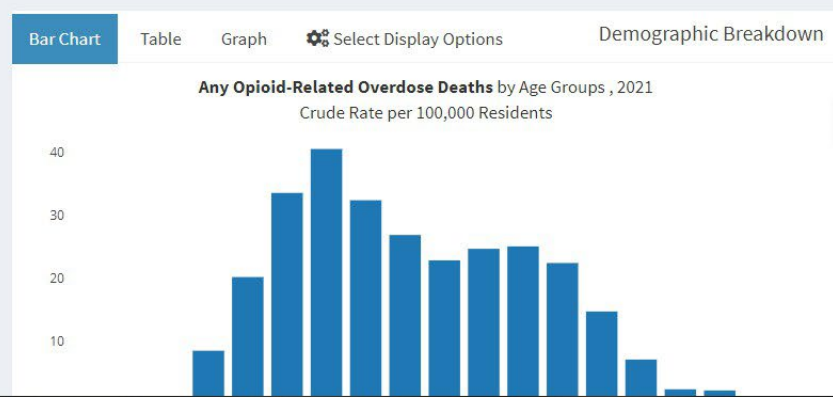
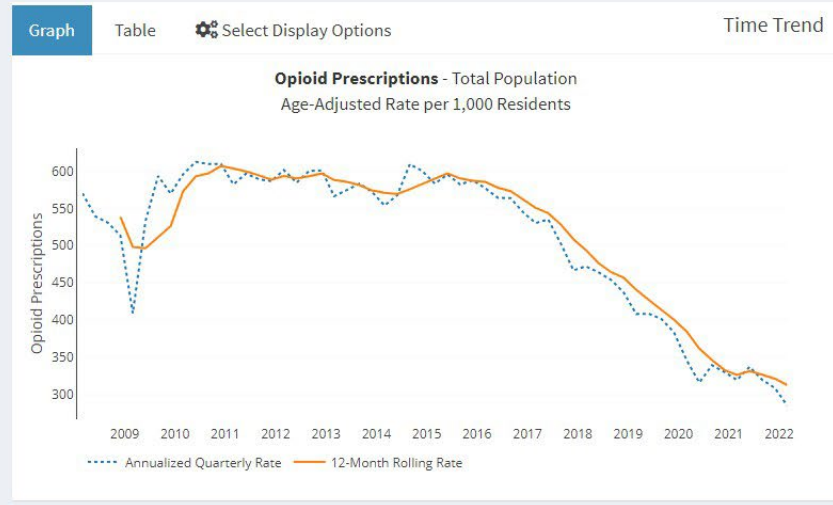
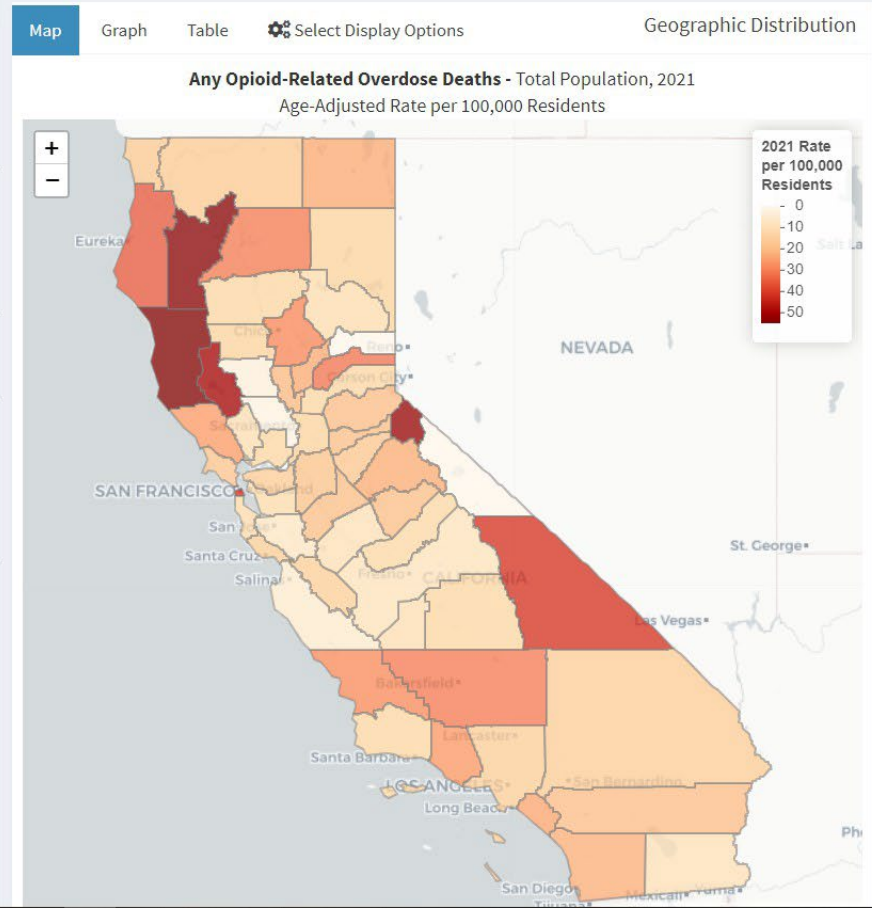
ZIPCODE EMAIL

Data Source: CA Overdose Surveillance Dashboard



- Home
- California Dashboard
- Download State Report
- County Dashboards**
- Advanced Views
- Data Definitions
- Technical Notes
- Data Publications
- Using the Dashboard
- Resources
- Contact us: opi@cdph.ca.gov
- Find a bug? Report it!

California Dashboard



Data Source: Recovery Ecosystem Index



Recovery Ecosystem Index Map

SEARCH LIST OF COUNTIES >

Reset Map

BASE MAP

Recovery Ecosystem Index

Drug Overdose Mortality

OVERLAY

Recovery Ecosystem Index

Drug Overdose Mortality

Socio-Demographic

Economic

County / State Urban / Rural

Counties All


Filter by state:

California

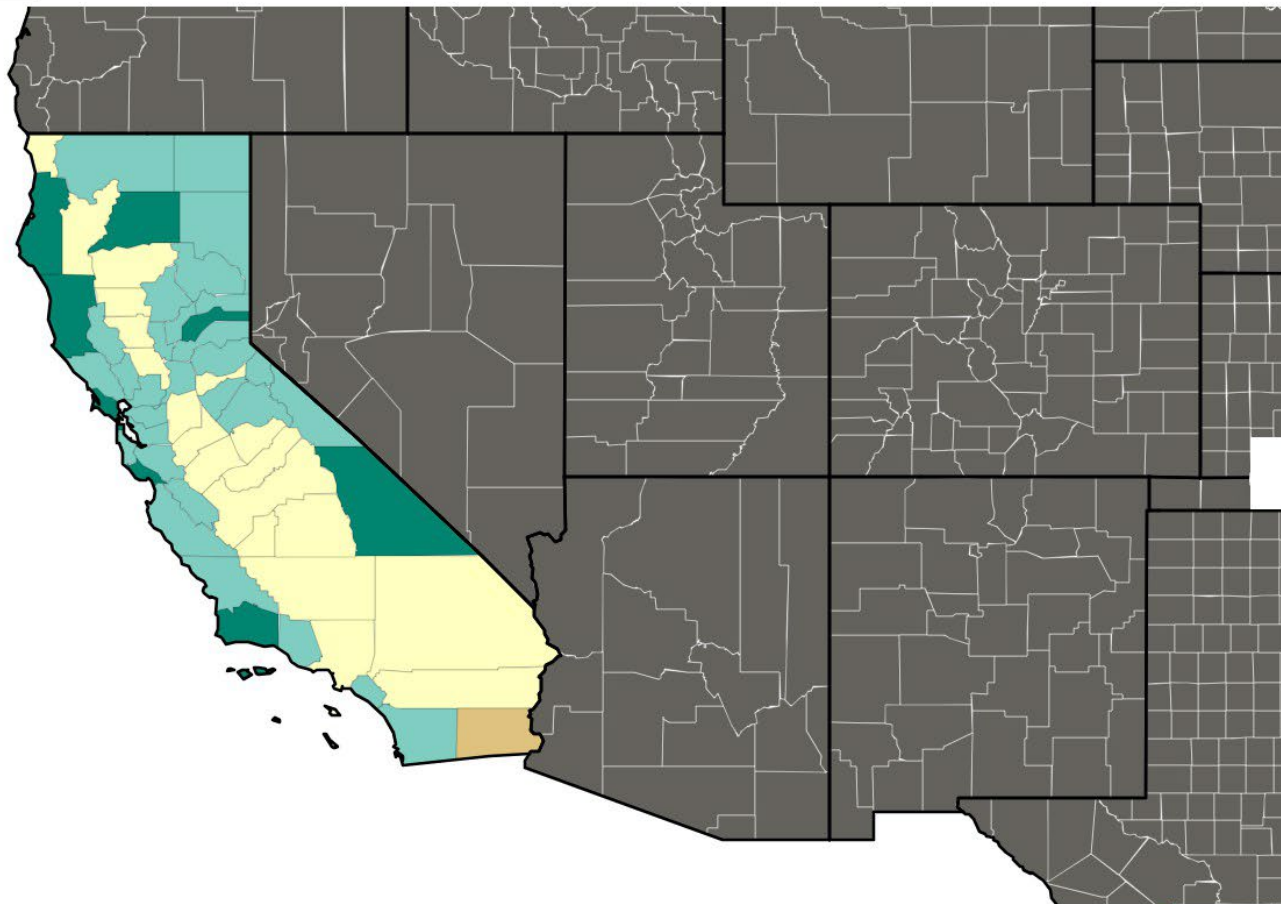
Add Map Overlay:

Map Overlays

Recovery Ecosystem Index Score
1=strongest, 5=weakest



Zoom



Quality Improvement Data on Race and Ethnicity

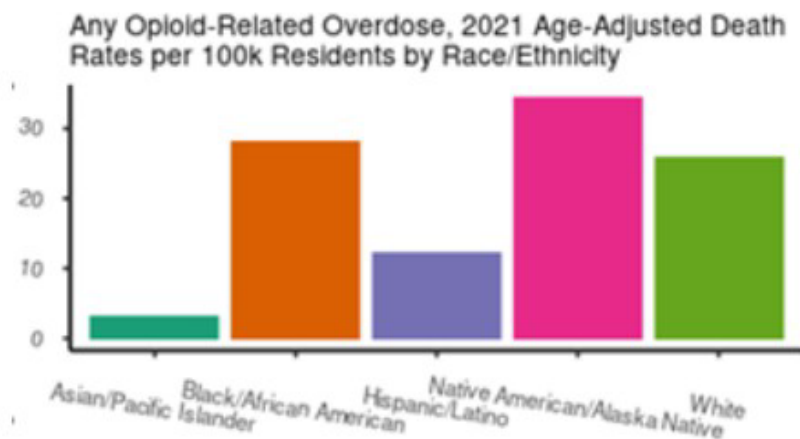


Overdose by Race/Ethnicity: Sample

Los Angeles County Overdose and Racial/Ethnic Demographics

Data presented on this page are pulled from the [California Overdose Surveillance Dashboard](#) for your county.

Any Opioid-Related Overdose Deaths by Race/Ethnicity , 2021
Crude Rate per 100,000 Residents



In 2021, there were **1573 opioid-related** and **1269 psychostimulant-related** overdose deaths.

Deaths by Race/Ethnicity

- **Opioids:** 41.7% were among Hispanic/Latinx residents, 40.1% of deaths were among residents who were white alone, 15.4% were among Black/African American residents, 2.4% were among Asian/Pacific Islander residents, and 0.4% were among Native American/Alaska Native residents. This means that **59.9% of deaths were among people of color.**
- **Psychostimulants:** 39.4% of deaths were among residents who were white alone, 38.9% were among Hispanic/Latinx residents, 17.5% were among Black/African American residents, 3.6% were among Asian/Pacific Islander Residents, and 0.6% were among Native American/Alaska Native residents. This means that **38.9% of deaths were among people of color.**

Site Demographics

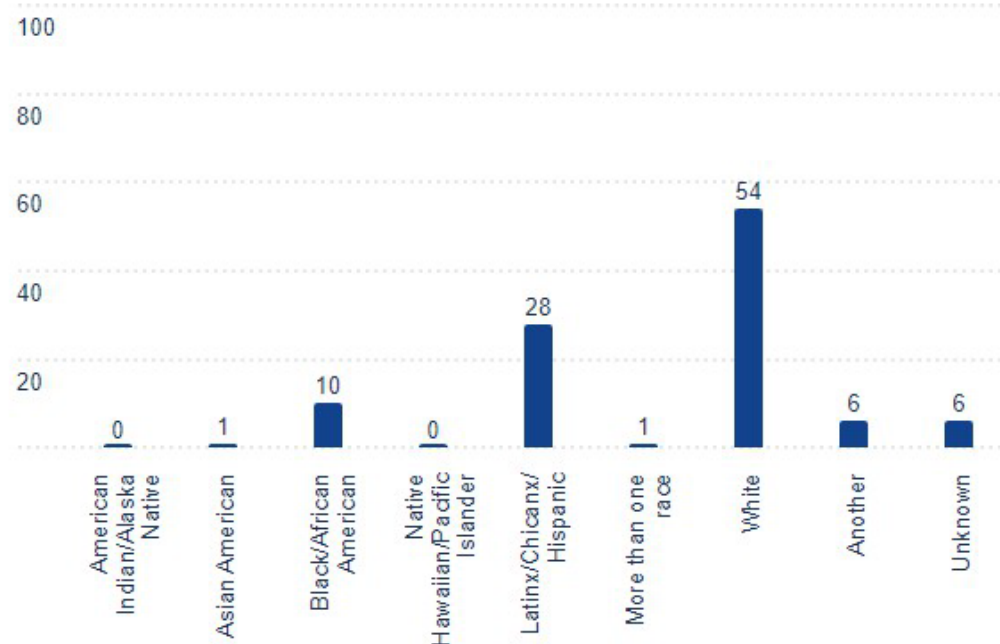
Demographics of Patients in HSS Settings

Reported %s of all patients receiving treatment for opioid or stimulant use, as of the most recent quarter

Race/Ethnicity

Category	Reported %
American Indian/Alaska Native	0
Asian American	1
Black/African American	10
Native Hawaiian/Pacific Islander	0
Latinx/Chicanx/Hispanic	28
More than one race	1
White	54
Another	6
Unknown	6

Race/Ethnicity (Reported %)



Revisions to OMB's Statistical Policy Directive No. 15



Effective March 28, 2024

Using **one combined question for race and ethnicity**, and encouraging respondents to select as many options as apply to how they identify.

Adding **Middle Eastern or North African** as a new minimum category. The new set of minimum race and/or ethnicity categories are:

- American Indian or Alaska Native
- Asian
- Black or African American
- Hispanic or Latino
- Middle Eastern or North African
- Native Hawaiian or Pacific Islander
- White

Requiring the collection of **additional detail beyond the minimum** required race and ethnicity categories for most situations, to ensure further disaggregation in the collection, tabulation, and presentation of data when useful and appropriate.

What is your race and/or ethnicity?

Select all that apply and enter additional details in the spaces below.

- American Indian or Alaska Native** – Enter, for example, Navajo Nation, Blackfeet Tribe of the Blackfeet Indian Reservation of Montana, Native Village of Barrow Inupiat Traditional Government, Nome Eskimo Community, Aztec, Maya, etc.

- Asian** – Provide details below.

- Chinese Asian Indian Filipino
 Vietnamese Korean Japanese

Enter, for example, Pakistani, Hmong, Afghan, etc.

- Black or African American** – Provide details below.

- African American Jamaican Haitian
 Nigerian Ethiopian Somali

Enter, for example, Trinidadian and Tobagonian, Ghanaian, Congolese, etc.

- Hispanic or Latino** – Provide details below.

- Mexican Puerto Rican Salvadoran
 Cuban Dominican Guatemalan

Enter, for example, Colombian, Honduran, Spaniard, etc.

- Middle Eastern or North African** – Provide details below.

- Lebanese Iranian Egyptian
 Syrian Iraqi Israeli

Enter, for example, Moroccan, Yemeni, Kurdish, etc.

- Native Hawaiian or Pacific Islander** – Provide details below.

- Native Hawaiian Samoan Chamorro
 Tongan Fijian Marshallese

Enter, for example, Chuukese, Palauan, Tahitian, etc.

- White** – Provide details below.

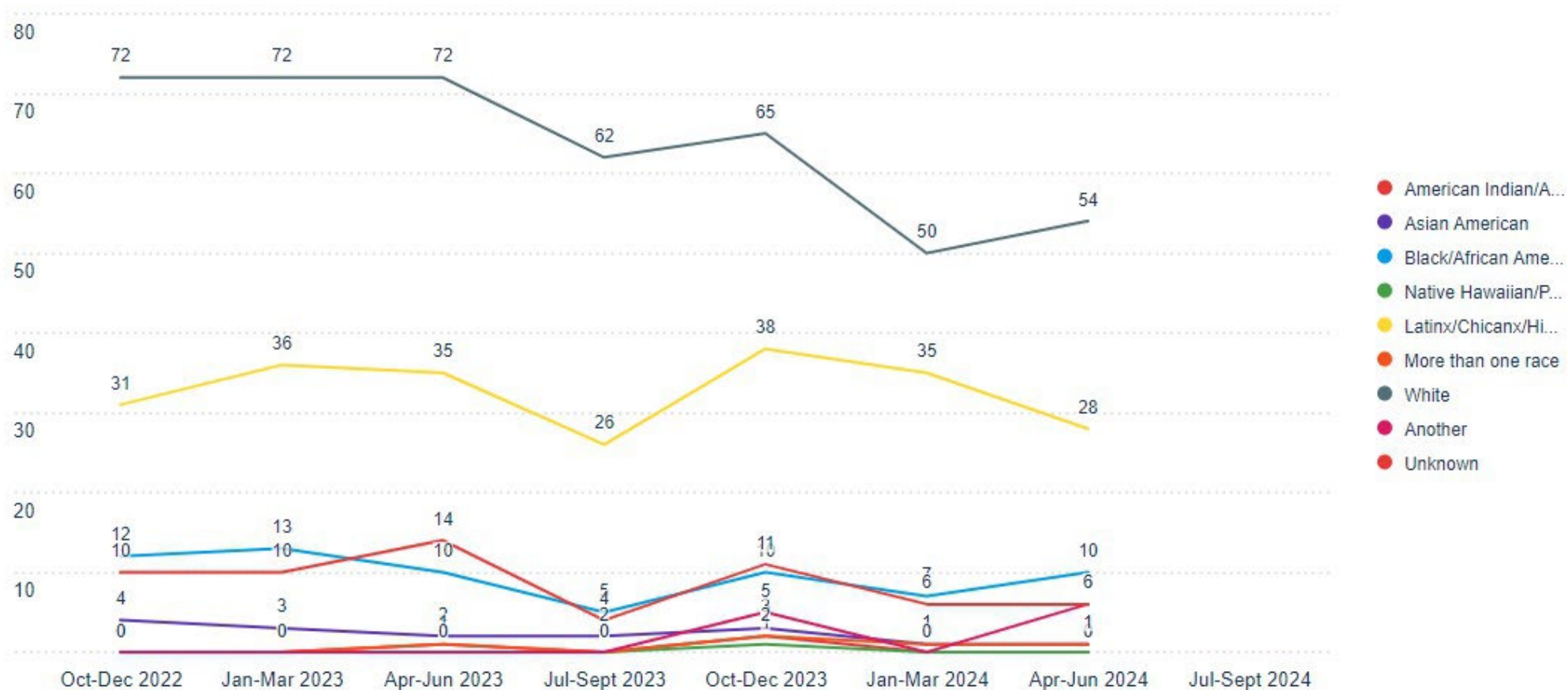
- English German Irish
 Italian Polish Scottish

Enter, for example, French, Swedish, Norwegian, etc.

Sample Questions to Meet OMB Requirements

Site Demographics Over Time - NEW

Race/Ethnicity of Current Patients in Treatment by Quarter



Revisit *Plan Do Study Act* Cycles

Now what?
Adopt, adapt, or abandon

Review results
What did you learn?
Is a change in strategy called for?



Pick one specific change
Who will implement?
How will you measure?

Pick start date
How long will you test?
How will you assess progress?
What other improvements?

Training and Technical Assistance



Health Equity Training & Technical Assistance

How can we help you improve access to care?

3-part course to address racial disparities

- Facilitated by Charles Hawthorne, MPH
- Drop in Q&A and individual coaching available
- Piloting this fall for SOR3; expanding for all grantees in SOR4

Evaluation Training and TA

- Webinars and individual coaching



Case-Based Learning

Tribal MAT ECHO Clinic – 3rd Tuesday 12-1

MAT ECHO Clinic – 4th Monday 12-1

Offer clinical questions for discussion

Send new prescribers for additional support

Review in learning collaboratives

Reminder: Hub and Spoke Survey

We want to hear from you!

All HSS prescribers, MAT Team members, and administrators have been invited to participate

- Deadline extended to **September 30!**

Check your email for an invitation

- Email from Kendall Darfler

If you don't see an email, let us know

- ISAP@mednet.ucla.edu

Contact Us

Gloria Miele, PhD

gmiele@mednet.ucla.edu

Kendall Darfler, MS

kdarfler@mednet.ucla.edu

Christian Frable, MA

cfrable@mednet.ucla.edu (TA requests)

